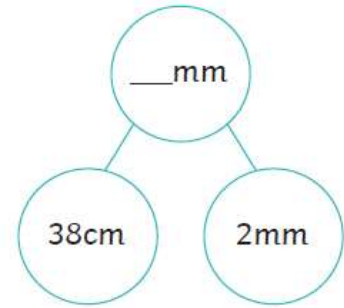
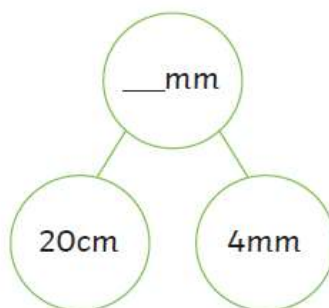
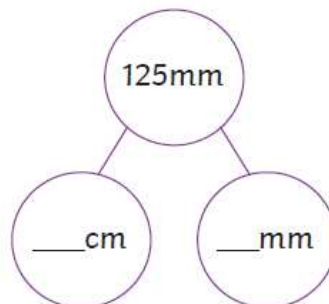
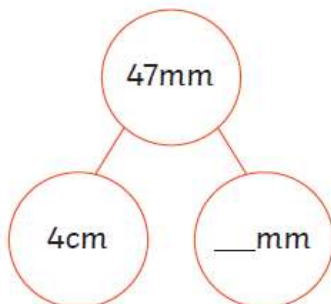


Equivalent Lengths (mm and cm)

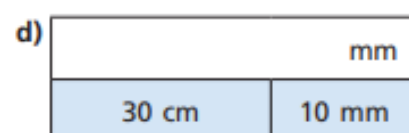
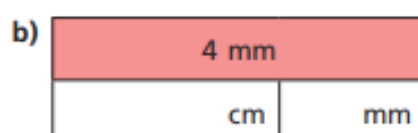

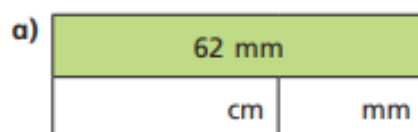
**Task 1: Can you complete the table?**

mm	=	cm
10	=	
	=	6
650	=	
	=	90

**Task 2: Complete the part-whole models.**



**Task 3: Complete the bar models.**



#### Task 4: Challenge

Amanda



My hole is 12cm 5mm deep.

My hole is 103mm deep. It is deeper than yours.

Frances



Do you agree with Amanda? Give your reasons.

---

---